

CHELSEA'S™ LOST BIRTHDAY HAT

Help Chelsea celebrate her seventh birthday!

Decorate and color your party hat or flip it upside down to hold fun treats instead!

STEP 1 Decorate

STEP 2 Cut out party hat

STEP 3 Fold along dotted line

STEP 4 Glue or tape side A onto striped area

STEP 5 Poke 2 holes as marked

STEP 6 Thread a string from hole to hole that's long enough to go under your chin

STEP 7 string / Secure string by tying knots or taping ends

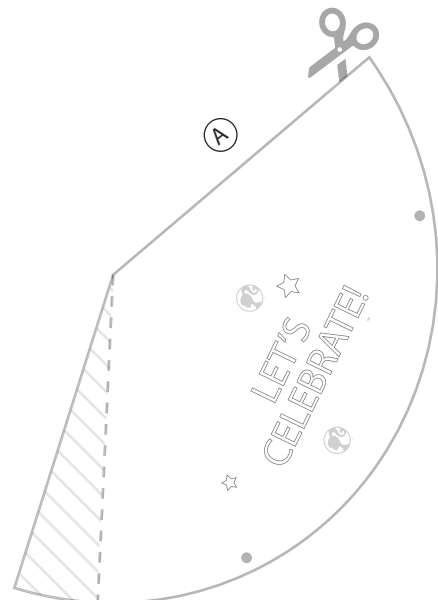

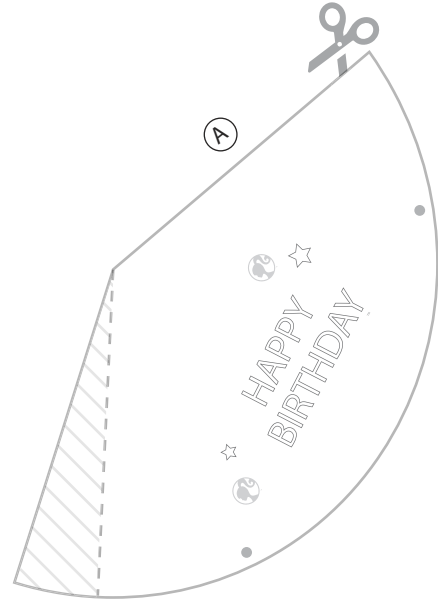
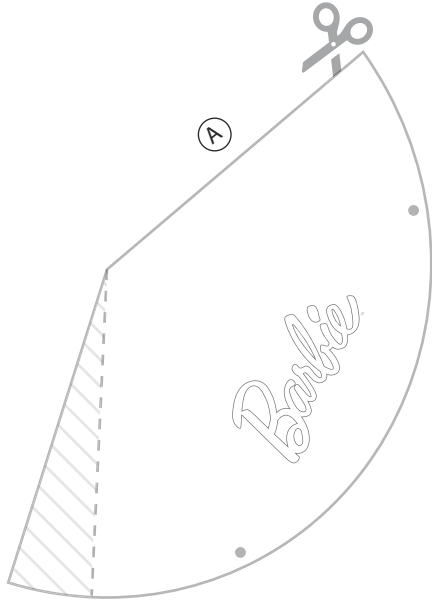


Barbie™

CHELSEA'S™ LOST BIRTHDAY DOLL HATS

Invite your doll friends to Chelsea's party.

Decorate and color their party hats and assemble using the steps on the previous page.



Barbie™